

## KIINTEÄT TUKIJALAT

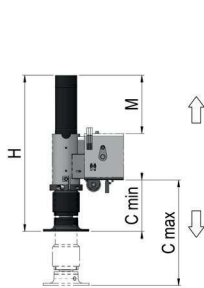
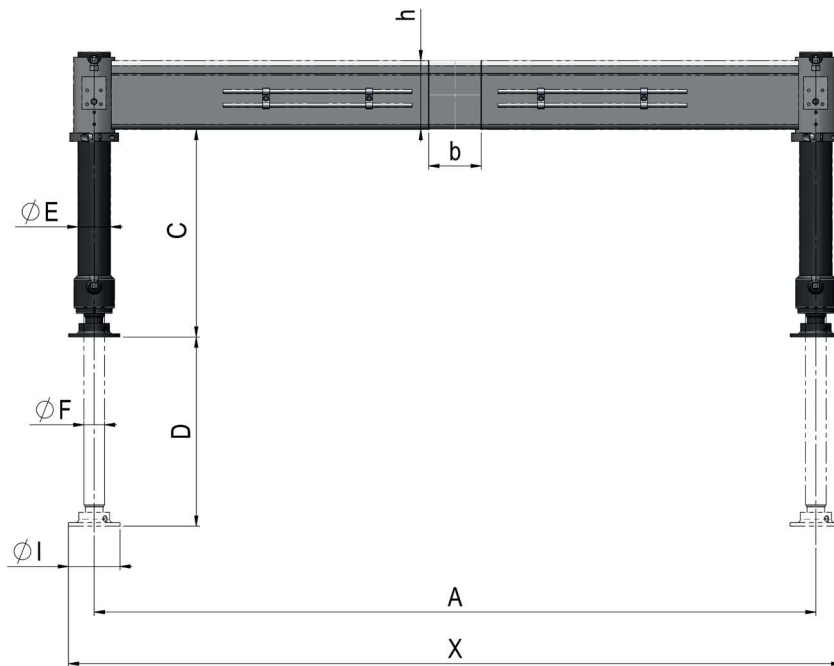


tyyppi	nosturi t/m	R. max daN	paino kg	A mm	B mm	X mm	hxb mm	C		I mm	D mm	E mm	F mm	H mm	M mm	lisävarusteet			
								Min mm	Max mm							1	2	3	4
EVO 08 1.6/L F	2>6	2500	66	1600	-	1750	120X80	220	470	150	400	70	40	600	290	•	-	○	○
EVO 08 1.6 F	2>6	2500	63	1600	-	1750	120X80	220	400	150	330	70	40	540	220	•	-	○	○
EVO 08 1.8/L F	2>6	2500	68	1800	-	1950	120X80	220	470	150	400	70	40	600	290	•	-	○	○
EVO 08 1.8 F	2>6	2500	65	1800	-	1950	120X80	220	400	150	330	70	40	540	220	•	-	○	○
EVO 18 2.0 F	6>12	3100	77	2000	-	2150	120X80	220	470	150	400	70	40	600	290	•	-	○	○
EVO 28 2.0/L F	12>25	6300	124	2000	-	2200	180X100	240	630	200	605	85	60	860	440	•	-	○	○
EVO 28 2.0 F	12>25	6300	116	2000	-	2200	180X100	240	475	200	450	85	60	710	280	•	-	○	○
EVO 38 2.1/L F	19>36	8300	173	2100	-	2300	200x100	240	715	200	696	95	60	970	550	•	-	○	○
EVO 38 2.1 F	19>36	8300	163	2100	-	2300	200x100	240	545	200	550	95	60	830	400	•	-	○	○
EVO 38 2.1/S F	19>36	8300	153	2100	-	2300	200x100	240	400	200	400	95	60	680	260	•	-	○	○

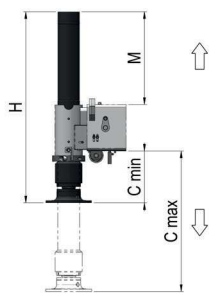
- lisävaruste
- vakiovaruste

Lisävarusteena "PLE predisposition kit" (mikrokytkinsarja), jolloin tukijalat täyttävät EN12999-A2:n vaatimukset

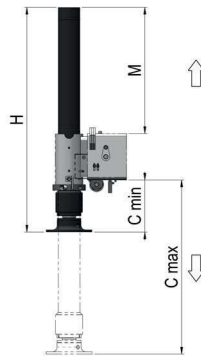




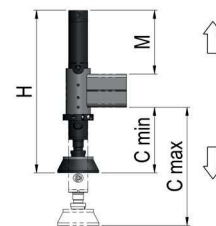
VERS: S



VERS: STANDARD



VERS: L



VERS: EVO 08 / EVO18

## ACCESSORI / OPTION

1 - nostosylinterin maalevy	2 - LED-nauha	3 - RD-venttiili	4 - sylinterin jatko-kappale
